

SEATTLE PACIFIC UNIVERSITY

# Campus Living



2022-23

HOUSING CHOICES  
ASSIGNMENT PROCESS  
DINING OPTIONS



**“Living on campus was a great introduction to campus life for me. I always felt like there was a community waiting for me after a long day of classes.”**

**— Logan Van Vuren, '21**

## **TABLE OF CONTENTS**

<b>The SPU Living Experience</b>	<b>1</b>
<b>Benefits of living on campus</b>	<b>3</b>
<b>Where will you live?</b>	<b>6</b>
<b>Residential Living Requirement</b>	<b>8</b>
<b>How to apply</b>	<b>9</b>
<b>Meal plan options</b>	<b>11</b>
<b>Getting ready</b>	<b>14</b>
<b>Campus map</b>	<b>16</b>

---

## **COVID-19 INFORMATION**

As we continue to adapt to the realities of COVID-19, any changes to housing deadlines, meal services, or residential policy communicated in this booklet will be emailed or posted on our website ([spu.edu/living](https://spu.edu/living)). For information about SPU's ongoing COVID-19 response, visit [spu.edu/staysmart](https://spu.edu/staysmart).

# THE SPU LIVING EXPERIENCE IS ...

... a *brand-new* holistic campus living experience unique to Seattle Pacific that supports all aspects of your life — academic, spiritual, social, physical, emotional, and vocational.  
[spu.edu/livingexperience](https://spu.edu/livingexperience).

# WELCOME TO THE SPU LIVING EXPERIENCE.

Each year, your experience will be tailored to where you are in your college journey.

## CONNECT: FIRST-YEAR EXPERIENCE

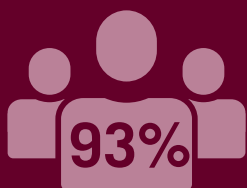
Living with other first-year students, you will focus on **transitioning to college, building community, developing academic skills, and engaging with SPU's Falcon Formation.**

## GO DEEPER: SECOND-YEAR EXPERIENCE

Living with other second-year students, you will focus on **discerning vocation and calling, connecting classes and internships with career goals, developing leadership skills, and further developing community.**

## LOOK FORWARD: THIRD- AND FOURTH-YEAR EXPERIENCE

Whether living in SPU's Campus Houses and Apartments (CHA) or off campus, as a third- or fourth-year student you will receive programming geared to your stage of the college journey. You will have resources to **prepare for life after college, continue to develop as a leader, and give back to the community.**



of students who participate in residential programs and events say the opportunity for social connection was good or great\*



different countries are represented by students who live on campus\*

## BENEFITS OF LIVING ON CAMPUS

SPU's residence halls and apartment communities are nestled on and around the University's park-like campus in Seattle's historic Queen Anne neighborhood. Downtown is minutes away, and other vibrant neighborhoods are within walking distance. SPU's beautiful location is only one of many benefits of living on campus. Read on to discover more!

*\*2019 statistics*

## ACADEMIC SUCCESS

Students who live on campus have increased access to academic support resources, engage more with faculty outside of the classroom, and benefit from a higher likelihood of completing their degree.

## SUPPORT NETWORK

Each residential area has live-in professional staff members who are available 24/7 and trained to help residents succeed in and out of the classroom. They are joined by Resident Assistants (RAs) who plan community activities and establish connections between students and campus resources. See more at [spu.edu/residencelife](https://spu.edu/residencelife).

## CONVENIENCE

Avoid fighting traffic and searching for a parking spot. Living on campus, you are just a short walk away from everything — classes, the library, computer labs, activities, games, study groups, and professors.

## SAFETY AND SECURITY

The Office of Safety and Security is open 24/7 and dedicated to providing students with a safe and secure living and learning environment. This includes card-access security in most buildings and door-to-door escort services.

## RECREATION

Living on campus supports an active lifestyle. Recreation and exercise centers in the residence halls and fitness facilities in Royal Brougham are open to residential students. Many students also participate in SPU's popular intramural program and the Outdoor Recreation Program.

## LEADERSHIP AND INVOLVEMENT

SPU creates opportunities for you to grow, develop, and glean all you can from this once-in-a-lifetime experience. Join the hall council in your living area and gain leadership skills while you get involved in planning events, programs, and services. Or join one of the many clubs on campus. See [spu.edu/studentlife](http://spu.edu/studentlife) for a complete list.

## WELLNESS

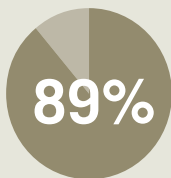
SPU's Wellness Initiative provides co-curricular opportunities that aim to help students maintain physical, mental, and spiritual well-being. The Student Counseling Center provides free and confidential counseling to undergraduate students. The Health Center is a walk-in clinic that provides a range of services for acute and chronic health issues.

## ON-CAMPUS EMPLOYMENT

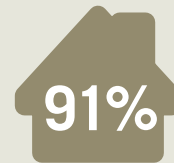
Convenient employment options are available on campus for students to earn money, develop skills, and build references, all close to where you live and learn.

## LASTING FRIENDSHIPS

Activities in the residence halls make it easy to meet people from diverse backgrounds, get to know each other, and make new and lasting friends.



of students choose to study on campus in their living areas\*



of residents report feeling welcomed, included, and accepted in their living areas\*

*\*2019 statistics*

# WHERE WILL YOU LIVE?

As part of the new SPU Living Experience, residences are assigned according to where you are in your SPU journey.

**Ashton, Arnett, and Moyer** are exclusively for *first-year students* (2022 high school grads).

**Hill and Emerson** are exclusively for *transfer and returning students* (2021 and earlier high school grads).

**Campus Houses and Apartments (CHA)** are for *transfer and returning students* who graduated from high school in 2020 or earlier. These students can also live in Hill and Emerson as space is available.



## RESIDENCE HALLS

SPU has both traditional residence halls (those with a common corridor and community bathroom) and suite-style halls (those with two rooms sharing an adjoining or adjacent bathroom). Double and triple rooms are the most common spaces available. ***A meal plan is required.***

### **First-year halls:**

Arnett (suite-style)  
Ashton and Moyer  
(traditional)

### **Returning and transfer halls:**

Emerson (suite-style)  
Hill (traditional)

To create a well-rounded and diverse community of students and to support the SPU Living Experience, you will let us know your preferred room types and whether you have a specific roommate request, and we will assign you to a building. Preferences provided in your application will be honored, if possible, but cannot be guaranteed. Regardless of where you are assigned, your time at SPU is sure to be memorable!

## CAMPUS HOUSES & APARTMENTS (CHA)

CHA consists of over 15 different buildings conveniently located near campus. Select units are set aside for eligible transfer students. Units are furnished, and utilities are included in the rate. Buildings remain open during Christmas and spring breaks. Meal plans are available, but not required.

The majority of CHA units are shared living spaces (you will share a bedroom with another student). The most common configuration is a one-bedroom/two-person unit or a two-bedroom/four-person unit.

# RESIDENTIAL LIVING REQUIREMENT

As we assess continued efforts at the federal and state levels with both mitigation and vaccination programs, we are optimistic that the current trends will allow us to welcome all students back to campus for the 2022–23 academic year. Barring any changes due to government guidance or other developments, you will be required to live on campus unless:

- You graduated from high school two or more years before the start of the academic year.
- You live at home with your parent(s), legal guardian(s), spouse, or dependent children. (You'll need to verify your living arrangements on the Residential Living Exemption form at [spu.edu/housingportal](https://spu.edu/housingportal).)
- You are a graduate student.
- You are enrolled for eight or fewer credits.

If you don't meet any of these requirements and believe you have an exceptional situation, complete the Residential Living Exemption form at [spu.edu/housingportal](https://spu.edu/housingportal). Exceptions are rare. Students living off campus without approval may incur a fine and be prevented from registering.

88%

of first-year students in  
2019 lived on campus

# HOW TO APPLY

## 1. SUBMIT AN APPLICATION

Visit [spu.edu/housingapp](https://spu.edu/housingapp) and select “Application” in the menu bar. To find or recover your username or password, go to [spu.edu/findmyid](https://spu.edu/findmyid).

## 2. SUBMIT A \$300 HOUSING DEPOSIT

You’ll be prompted to pay this deposit during the application process. Your housing deposit will not appear as a payment on your student account, but will be held separately and returned when you leave SPU housing, provided you have met your contract obligations and have not damaged your room.

## 3. ACCEPT YOUR ADMISSION TO SPU

Submit your \$200 enrollment deposit, if you haven’t already, at [spu.edu/enrollmentdeposit](https://spu.edu/enrollmentdeposit).

## DEADLINES

For Autumn 2022, all three items (housing application and housing and enrollment deposits) listed must be received:

### **By June 1**

to receive your assignment on July 15.

### **Between June 2 and August 15**

to receive your assignment on August 30.

### **After August 15**

to be assigned as space permits.

Note: For winter 2023 and spring 2023 deadlines, go to [spu.edu/housingsteps](https://spu.edu/housingsteps) and click on “How to Apply.”

## CANCELING AN APPLICATION

To cancel a housing application, re-enter your application, navigate to the application status page, and complete the cancellation process.

**For Autumn Quarter 2022:** By June 1, 2022

**For Winter Quarter 2023:** By November, 2022

**For Spring Quarter 2023:** By March 17, 2023

## DISABILITY ACCOMMODATIONS

If you need a housing accommodation due to a documented disability, email Disability Support Services at [dss@spu.edu](mailto:dss@spu.edu) for coordination and evaluation. Incoming students should submit their request by June 1 for Autumn Quarter, or six weeks before the beginning of Winter and Spring quarters.

# MEAL PLAN OPTIONS

Dining Services strives to serve quality local products that are healthy and flavorful, with a focus on sustainability. Because students' schedules and dining preferences vary, we have developed meal plans for flexibility and convenience.

You will choose a plan after you receive your assignment.



## QUARTERLY BLOCK PLANS

Quarterly Block plans (Block 200, Block 145, Block 110, and Block 75) are available to all students, but are ***required*** for those living in a residence hall. Each plan includes meal swipes and Dining Dollars.

### Meal swipes

Use them for sit-down or take-out meals in Gwinn Commons, our main dining hall, or to buy a Simply to Go Meal (an entrée, side dish, and beverage) from select retail locations. Meal swipes are loaded on your Falcon Card at the start of the quarter, giving you maximum flexibility on when you use them. They can even be used for guests! Unused meals at the end of the quarter are forfeited.

### Dining Dollars

Use Dining Dollars to buy food tax-free at all dining locations. They are loaded on your card at the start of the quarter and operate like a declining balance account. Unused Dining Dollars roll to the next quarter as long as you stay on a Quarterly Block plan.

## BLOCK 25 AND BLOCK 50 PLANS

Block 25 and Block 50 plans are available to CHA residents and commuters only. They provide 25 or 50 meal swipes, respectively. Additional blocks can be purchased as needed.

## FALCON FUNDS

To supplement Block 25 and Block 50 plans, or if you run out of Dining Dollars, you can purchase Falcon Funds, SPU's campus currency. Visit [spu.edu/falconcard](https://spu.edu/falconcard) for more information.

For a detailed list of plans, features, dining locations, and usage guidelines, go to [spu.edu/mealplans](https://spu.edu/mealplans).

## MANAGING YOUR BALANCES

You can check your balance at your point of purchase, via the Falcon Card website at [spu.edu/falconcard](https://spu.edu/falconcard) or by downloading the GET Mobile app.

## SPECIAL DIETARY NEEDS

Dining Services offers vegetarian, vegan, and low-allergen items at all meals in the dining hall. Retail locations also serve a selection of vegetarian, dairy-free, and gluten-free options.

If you have a dietary need or food allergy that requires more coordination, please note it in your housing application. The executive chef and food service manager are always available to discuss options to meet your needs.

Dining Services partners  
with the Puget Sound Food  
Hub, a robust farmer-owned  
cooperative that gives  
students access to locally  
produced foods while  
supporting the sustainability  
of local farms.

# GETTING READY

While you're preparing to move,  
we'll be preparing your new home!  
Here is some helpful information  
to help you get ready.

## IMPORTANT DATES

The residential calendar (available at [spu.edu/resources](https://spu.edu/resources)) includes move-in and move-out dates and many other dates important for residential students.

## COSTS

Your housing fee includes basic utilities, internet access, furniture, and maintenance. To view the current housing costs, visit [spu.edu/housingcosts](https://spu.edu/housingcosts).

## WHAT TO BRING

It's a good idea to contact your roommate prior to moving in to avoid duplicating items. A suggested packing list can be found at [spu.edu/resources](https://spu.edu/resources).

## COMPUTER RESOURCES

Wireless network access is available throughout the residence halls, campus apartments, and in study and meeting areas. Go to [spu.edu/help](https://spu.edu/help) for details.

## PARKING

Parking spaces are available to residents for a quarterly fee. You may park your car on the street, but SPU is in a residential area and space is limited. For more information, go to [spu.edu/parking](https://spu.edu/parking).

## MAILING

Mailing Services will provide your mailing address to you a couple of weeks before you arrive on campus. For more information on mailing and copying services, go to [spu.edu/mcs](https://spu.edu/mcs).

# CAMPUS MAP



 FIRST-YEAR HALLS

 RETURNING AND TRANSFER HALLS

 CAMPUS HOUSES AND APARTMENTS

 ACADEMIC BUILDINGS

 OFFICES OF INTEREST

 CALL BOXES

 PARKING

 DINING LOCATIONS

 BUS STOPS

FOR A UNIQUE 360-DEGREE VIEW OF CAMPUS, VISIT [SPU.EDU/360TOUR](https://spu.edu/360tour).

TO SEE 360-DEGREE VIEWS OF THE RESIDENCE HALLS OR  
GWINN DINING HALL, CLICK THEIR LOCATION ON THE MAP.



## QUESTIONS?

Answers to frequently asked questions can be found at [spu.edu/housingFAQ](https://spu.edu/housingFAQ). Or reach out to us using the contact information below.

## CONTACT:

### HOUSING AND MEAL PLAN SERVICES

3307 Third Avenue West, Suite 312  
Seattle, Washington 98119-1957  
206-281-2188  
[housing@spu.edu](mailto:housing@spu.edu)

### RESIDENCE LIFE

3307 Third Avenue West, Suite 213  
Seattle, Washington 98119-1957  
206-281-2043  
[reslife@spu.edu](mailto:reslife@spu.edu)

[spu.edu/living](https://spu.edu/living)

