

SEATTLE PACIFIC UNIVERSITY



Campus Living



2025–26

HOUSING CHOICES
REGISTRATION PROCESS
DINING OPTIONS

“Living on campus was a great introduction to campus life for me. I always felt like there was a community waiting for me after a long day of classes.”

— Logan Van Vuren, '21

TABLE OF CONTENTS

The SPU Living Experience	1
Benefits of living on campus	3
Where will you live?	6
Residential Living Requirement	8
Register for housing	9
Meal plan options	11
Getting ready	14
Campus map	16



THE SPU LIVING EXPERIENCE IS ...

... a holistic campus living experience unique to Seattle Pacific that supports all aspects of your life — academic, spiritual, social, physical, emotional, and vocational. spu.edu/livingexperience.

WELCOME TO THE SPU LIVING EXPERIENCE.

Each year, your experience will be tailored to where you are in your college journey.

CONNECT: FIRST-YEAR EXPERIENCE

Living with other first-year students, you will focus on **transitioning to college, building community, developing academic skills,** and **engaging with SPU's [Falcon Formation](#).**

GO DEEPER: SECOND-YEAR EXPERIENCE

Living with other second-year students, you will focus on **discerning vocation and calling, connecting classes and internships with career goals, developing leadership skills,** and **further developing community.**

LOOK FORWARD: THIRD- AND FOURTH-YEAR EXPERIENCE

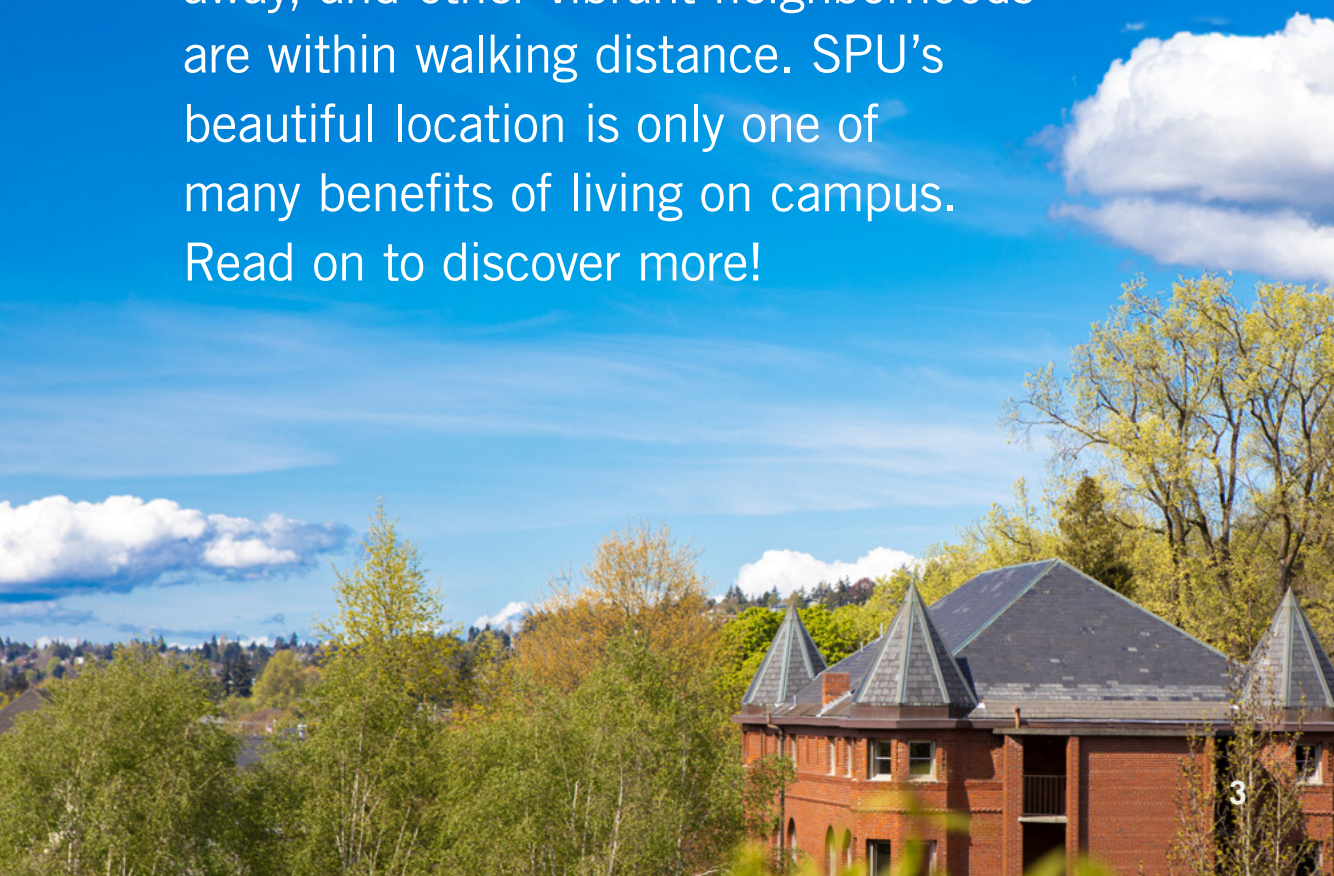
Whether living in Emerson or SPU's Campus Houses and Apartments (CHA) or off campus, as a third- or fourth-year student you will receive programming geared to your stage of the college journey. You will have resources to **prepare for life after college, continue to develop as a leader,** and **give back to the community.**

Participation in residential programs and events are a significant part of the student experience. **96% of residents report living on campus is fun!**

22 states and 18 countries are represented by students who live on campus

BENEFITS OF LIVING ON CAMPUS

SPU's residence halls and apartment communities are nestled on and around the University's park-like campus in Seattle's historic Queen Anne neighborhood. Downtown is minutes away, and other vibrant neighborhoods are within walking distance. SPU's beautiful location is only one of many benefits of living on campus. Read on to discover more!



ACADEMIC SUCCESS

Students who live on campus have increased access to academic support resources, engage more with faculty outside of the classroom, and benefit from a higher likelihood of completing their degree.

SUPPORT NETWORK

Each residential area has live-in professional staff members who are available 24/7 and trained to help residents succeed in and out of the classroom. They are joined by Resident Assistants (RAs) who plan community activities and establish connections between students and campus resources. See more at spu.edu/residencelife.

CONVENIENCE

Avoid fighting traffic and searching for a parking spot. Living on campus, you are just a short walk away from everything — classes, the library, computer labs, activities, games, study groups, and professors.

SAFETY AND SECURITY

The Office of Safety and Security is open 24/7 and dedicated to providing students with a safe and secure living and learning environment. This includes card-access security in most buildings and door-to-door escort services.

RECREATION

Living on campus supports an active lifestyle. Recreation and exercise centers in the residence halls and fitness facilities in Royal Brougham are open to residential students. Many students also participate in SPU's popular intramural program and the Outdoor Recreation Program.

LEADERSHIP AND INVOLVEMENT

SPU creates opportunities for you to grow, develop, and glean all you can from this once-in-a-lifetime experience. Join the area council in your living area and gain leadership skills while you get involved in planning events, programs, and services. Or join one of the many clubs on campus. See spu.edu/studentlife for a complete list.

WELLNESS

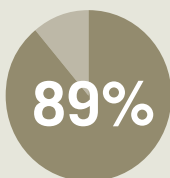
SPU's Wellness Initiative provides co-curricular opportunities that aim to help students maintain physical, mental, and spiritual well-being. The Student Counseling Center provides free and confidential counseling to undergraduate students. The Health Center is a walk-in clinic that provides a range of services for acute and chronic health issues.

ON-CAMPUS EMPLOYMENT

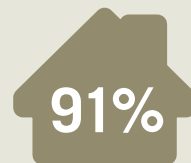
Convenient employment options are available on campus for students to earn money, develop skills, and build references, all close to where you live and learn.

LASTING FRIENDSHIPS

Activities in the residence halls make it easy to meet people from diverse backgrounds, get to know each other, and make new and lasting friends.



of students choose to study on campus in their living areas



of residents report feeling welcomed, included, and accepted in their living areas

WHERE WILL YOU LIVE?

As part of the SPU Living Experience, residences are assigned according to where you are in your SPU journey.

Ashton is for *first-year students* (2025 high school grads).

Arnett is for *first- and second-year students* (2024 and 2025 high school grads).

Emerson is for *transfer and returning students* (2024 and earlier high school grads).

Campus Houses and Apartments (CHA) are for *transfer and returning students* with priority given to those who graduated from high school in 2023 or earlier.



RESIDENCE HALLS

SPU has both traditional residence halls (those with a common corridor and community bathroom) and suite-style halls (those with two rooms sharing an adjoining or adjacent bathroom). Double and triple rooms are the most common spaces available. ***A meal plan is required.***

First-year halls:

Arnett (suite-style)

Ashton (traditional)

Returning and transfer student halls:

Arnett (suite-style, second-year students)

Emerson (suite-style, second-year and beyond students)

To create a well-rounded and diverse community of students and to support the SPU Living Experience, you will let us know your preferred room types and whether you have a specific roommate request, and we will assign you to a building. Preferences provided in your registration will be honored, if possible, but cannot be guaranteed. Regardless of where you are assigned, your time at SPU is sure to be memorable!

CAMPUS HOUSES & APARTMENTS (CHA), AND EMERSON

CHA consists of apartments conveniently located near campus. Select units are set aside for eligible transfer students. Units are furnished, and utilities are included in the rate. Buildings (including Emerson Hall) remain open during Christmas and spring breaks. Meal plans are available, but not required.

The majority of CHA units are shared living spaces (you will share a bedroom with another student). The most common configuration is a one-bedroom/two-person unit or a two-bedroom/four-person unit.

RESIDENTIAL LIVING REQUIREMENT

All SPU students are given housing assignments and live on campus during their freshman and sophomore years. This makes a big difference in creating a thriving, close-knit campus community where students have unique opportunities to learn, grow, forge life-long friendships, and pursue their callings alongside one another.

Exceptions are rare and only granted if:

- You graduated from high school two or more years before the start of the academic year (Spring/Summer 2023)
- You will be living at home with your spouse, or dependent children.
- You will be living with your parent/guardian within a limited (approximately 10 mile) radius of the SPU campus.
- You are enrolled for eight or fewer credits.
- You are a graduate student.

Students living with spouses, children, or parents will need to provide verification when they complete the Residential Living Exemption form that is available on the [Housing Portal](#). If you don't meet any of these requirements and believe you have an exceptional situation, you may also petition via the Exemption Form. Students will need to register for housing prior to filing an exemption.

Exceptions are rare. Students living off campus without approval may incur a fine and be prevented from registering for their courses.

REGISTER FOR HOUSING

1. ACCEPT YOUR ADMISSION TO SPU

Submit your \$200 enrollment deposit, if you haven't already, at spu.edu/enrollmentdeposit.

2. COMPLETE YOUR HOUSING REGISTRATION AND SUBMIT YOUR HOUSING DEPOSIT

Visit spu.edu/housingapp and select "Application" in the menu bar. To find or recover your username or password, go to spu.edu/findmyid.

For more information, please see our New Students information page: spu.edu/newstudenthousing



DEADLINES

For August 2025, all three items (housing application and housing and enrollment deposits) listed must be received:

By June 1

to receive your assignment on July 15.

Between June 2 and July 30

to receive your assignment on August 15.

After July 30

to be assigned as space permits.

Note: For winter 2025 and spring 2026 deadlines, go to spu.edu/housingsteps and click on “How to Register.”

CANCELING AN APPLICATION

To cancel your housing, re-enter your account on the housing portal, navigate to the “Status” page, and complete the cancellation process.

For Autumn Quarter 2025: By June 1, 2025

For Winter Quarter 2025: By November 26, 2025

For Spring Quarter 2026: By March 15, 2026

DISABILITY ACCOMMODATIONS

If you need a housing accommodation due to a documented disability, email Disability Support Services at dss@spu.edu for coordination and evaluation. This includes accommodations that may result in an exemption to live at home. Incoming students should submit their request by June 1 for Autumn Quarter, or six weeks before the beginning of Winter and Spring quarters.



MEAL PLAN OPTIONS

Dining Services strives to serve quality local products that are healthy and flavorful, with a focus on sustainability. Because students' schedules and dining preferences vary, we have developed meal plans for flexibility and convenience.

You will choose a plan after you receive your assignment.

QUARTERLY BLOCK PLANS

Quarterly Block plans are available to all students, but are **required** for those living in a residence hall. Each plan includes meal swipes and Dining Dollars. Students will initially be assigned to the Block 200 Plan, and can adjust this to another plan if they wish.

Meal swipes

Use them for sit-down or take-out meals in Gwinn Commons, our main dining hall, or to buy a Simply to Go Meal (an entrée, side dish, and beverage) from select retail locations. Meal swipes are loaded on your Falcon Card at the start of the quarter, giving you maximum flexibility on when you use them. They can even be used for guests! Unused meals at the end of the quarter are forfeited.

Dining Dollars

Use Dining Dollars to buy food tax-free at all dining locations. They are loaded on your card at the start of the quarter and operate like a declining balance account. Unused Dining Dollars roll to the next quarter as long as you stay on a Quarterly Block plan.

BLOCK 25 AND BLOCK 50 PLANS

Block 25 and Block 50 plans are available to CHA residents and commuters only. They provide 25 or 50 meal swipes and 25 or 50 dining dollars respectively. Additional blocks can be purchased as needed.

FALCON FUNDS

To supplement Block 25 and Block 50 plans, or if you run out of Dining Dollars, you can purchase Falcon Funds, SPU's campus currency. Visit spu.edu/falconcard for more information.

For a detailed list of plans, features, dining locations, and usage guidelines, go to spu.edu/mealplans.

MANAGING YOUR BALANCES

You can check your balance at your point of purchase, via the Falcon Card website at spu.edu/falconcard or by downloading the GET Mobile app.

SPECIAL DIETARY NEEDS

Dining Services offers vegetarian, vegan, and low-allergen items at all meals in the dining hall. Retail locations also serve a selection of vegetarian, dairy-free, and gluten-free options.

If you have a dietary need or food allergy that requires more coordination, please note it in your housing application. The executive chef and food service manager are always available to discuss options to meet your needs.

Dining Services partners with the Puget Sound Food Hub, a robust farmer-owned cooperative that gives students access to locally produced foods while supporting the sustainability of local farms.



GETTING READY

While you're preparing to move, we'll be preparing your new home! Here is some helpful information to help you get ready.

IMPORTANT DATES

The residential calendar (available at spu.edu/resources) includes move-in and move-out dates and many other dates important for residential students.

COSTS

Your housing fee includes basic utilities, internet access, furniture, and maintenance. To view the current housing costs, visit spu.edu/housingcosts.

WHAT TO BRING

It's a good idea to contact your roommate prior to moving in to avoid duplicating items. A suggested packing list can be found at spu.edu/resources.

COMPUTER RESOURCES

Wireless network access is available throughout the residence halls, campus apartments, and in study and meeting areas. Go to spu.edu/help for details.

PARKING

Parking spaces are available to residents for a quarterly fee. You may park your car on the street, but SPU is in a residential area and space is limited. For more information, go to spu.edu/parking.

MAILING

Mailing Services will provide your mailing address to you a couple of weeks before you arrive on campus. For more information on mailing and copying services, go to spu.edu/mcs.

CAMPUS MAP



TO SEE 360-DEGREE VIEWS OF THE RESIDENCE HALLS OR GWINN DINING HALL, CLICK THEIR LOCATION ON THE MAP ABOVE.

- | | | | |
|-------------------------------------------------------------------------------------|------------------------------|-------------------------------------------------------------------------------------|------------------|
|  | FIRST AND SECOND YEAR HALLS |  | CALL BOXES |
|  | RETURNING HALL |  | PARKING |
|  | CAMPUS HOUSES AND APARTMENTS |  | DINING LOCATIONS |
|  | ACADEMIC BUILDINGS |  | BUS STOPS |
|  | OFFICES OF INTEREST | | |

FOR A UNIQUE 360-DEGREE VIEW OF CAMPUS, VISIT SPU.EDU/360TOUR.

QUESTIONS?

Answers to frequently asked questions can be found at spu.edu/housingFAQ. Or reach out to us using the contact information below.

CONTACT:

HOUSING AND MEAL PLAN SERVICES

3307 Third Avenue West, Suite 312
Seattle, Washington 98119-1957
206-281-2188
housing@spu.edu

RESIDENCE LIFE

3307 Third Avenue West, Suite 213
Seattle, Washington 98119-1957
206-281-2043
reslife@spu.edu

spu.edu/living



SEATTLE PACIFIC
UNIVERSITY