



Engaging the culture, changing the world®

Seattle Pacific
UNIVERSITY

FIRST DESTINATION SURVEY REPORT - INTERNAL

Class of 2017

Lee, Tammy
Office of Institutional Research

1. Background

In June 2017, the First Destination Survey was sent to 821 undergraduate students who applied to graduate for class of 2017. 730 of them were graduated and awarded a BA/BS degree. Results in this report are based on data collected between the point of graduation and 9 months after graduation.

2. Knowledge Rate

Among the 730 graduating class of 2017, 578 responded to the surveys or their post-graduation activities were obtained from web searching, with a knowledge rate of 79%. Knowledge rates by school and college are listed below.

School/College	# of responses*	Total	Knowledge rate
Division of Arts and Humanities	130	166	78%
Division of Sciences	166	213	78%
Business, Government, and Economics	128	148	86%
Education	4	9	44%
Health Sciences	77	98	79%
Psychology, Family & Community	47	59	80%
Theology	18	21	86%
Interdisciplinary Programs	27	38	71%

* Respondents with double majors in different colleges were counted twice.

3. Career Outcome Rate

The career outcome rate is described as the percentage of graduates who fall into the following categories: 1) employed full time, 2) employed part time, 3) participating in a program of voluntary service, 4) serving in the U.S. Armed Forces, and/or 5) enrolled in a program of continuing education. The overall career outcome rate is **93%**. Career Outcomes rates by school and college are listed below.

School/College	With "Career Outcome"	Total responses	Career outcome rate	Average Salaries
Division of Arts and Humanities	119	130	92%	\$35591
Division of Sciences	148	165 ^a	90%	\$46703
Business, Government, and Economics	124	128	97%	\$41663
Education	4	4	100%	\$37900 ^b
Health Sciences	73	77	95%	\$60686
Psychology, Family & Community	43	47	91%	\$36608 ^b
Theology	17	18	94%	\$23660 ^b
Interdisciplinary Programs	24	27	89%	\$50500 ^b

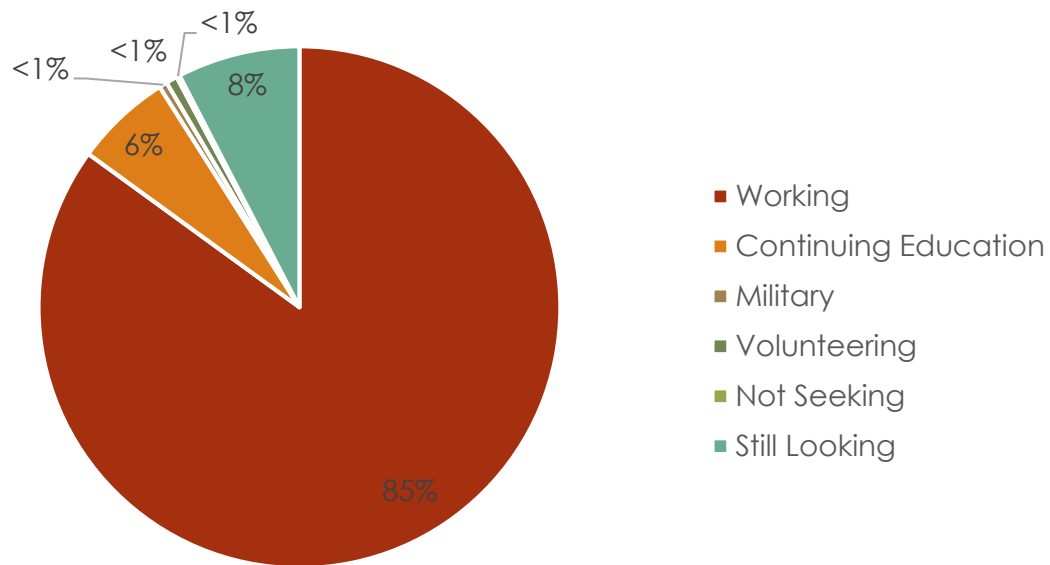
a: "Not seeking" was excluded

b: Average Salaries based on less than 10 responses.

4. Overall Results

Career Outcome Rate – 93%

Average salary - \$44,587 (Based on 137 responses)



Activity	Count	Percentage
Working	491	85%
Continuing Education	35	6%
Military	3	<1%
Volunteering	4	<1%
Not Seeking	1	<1%
Still Looking	44	8%

Top Employers

1. Seattle Children's (20)



Seattle Children's®
HOSPITAL • RESEARCH • FOUNDATION

2. Seattle Pacific University (13)



Seattle Pacific
UNIVERSITY

3. UW Medicine (13)

UW Medicine
UNIVERSITY OF WASHINGTON
MEDICAL CENTER

4. Amazon (9)



5. Nordstrom (7)

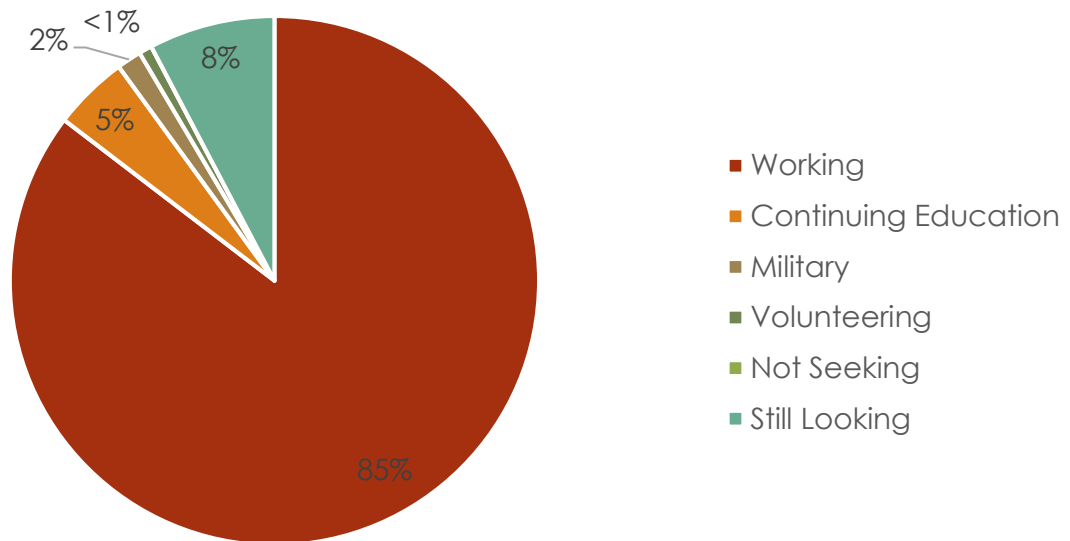
NORDSTROM

5. Results by School and College

CAS: Division of Arts and Humanities

Career Outcome Rate – 92%

Average salary - \$35591 (Based on 24 responses)



Activity	Count	Percentage
Working	111	85%
Continuing Education	6	5%
Military	2	2%
Volunteering		
Not Seeking	1	<1%
Still Looking	10	8%

Activities by Majors

Majors	Working		Cont' Ed		Military		Not Seeking		Still Looking	
	#	%	#	%	#	%	#	%	#	%
Art	6	100%								
Art History and Visual Studies	1	100%								
Communication	33	84.6%	2	5.1%	1	2.6%			3	7.7%
English	19	79.2%	2	8.3%					3	12.5%
French and Francophone Studies	3	100%								
History	9	81.8%	2	18.2%						
Integrated Studies	2	100%								
Linguistics/Cultural Studies	7	87.5%			1	12.5%				
Music	15	93.8%					1	6.3%		
Music Education	2	100%								
Music Therapy	2	100%								
Philosophy	1	50%							1	50%
Spanish Studies	1	100%								
Theatre	1	50%							1	50%
Visual Communication	9	82%							2	18%

<u>Top job functions</u>	<u>Sample of job positions</u>
1. Education / Teaching / Training	- Music Teacher - Math Teacher - Teaching Assistant
2. Advertising, Media & PR	- Marketing Assistant - Graphic Designer - Photographer
3. Design / Art	- Designer - Illustrator
4. Administration	- Office Coordinator - Operation Coordinator
5. Customer/Technical Support	- Customer Support - Customer Service Representative
6. Sales	- Sales Associate - Customer Experience Specialist

Top employers

1. Self-employed (5)



2. Seattle Pacific University (3)



3. Seattle Children's (2)

4. Amazon (2)



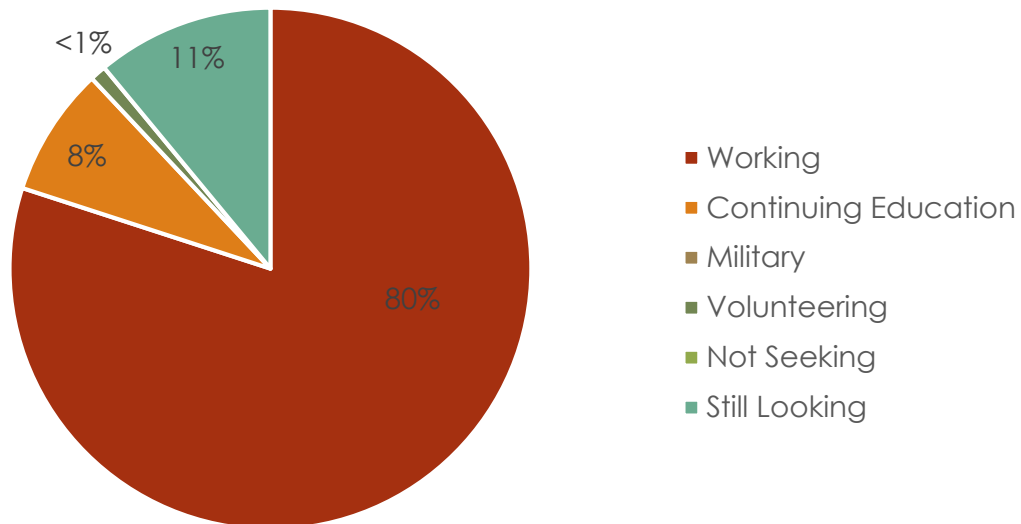
5. Safeway Supermarket (2)



CAS: Division of Sciences

Career Outcome Rate – 90%

Average salary - \$46703 (Based on 29 responses)



Activity	Count	Percentage
Working	133	80%
Continuing Education	14	8%
Military		
Volunteering	1	<1%
Not Seeking		
Still Looking	18	11%

Activities by Departments

Majors	Working		Cont' Ed		Volunteering		Still Looking	
	#	%	#	%	#	%	#	%
Biology	36	84%	2	5%	1	2%	4	9%
Chemistry	8	57%	5	36%			1	7%
Engineering & Computer Science	31	89%					4	11%
Family and Consumer Science	36	82%	3	7%			5	11%
Interdisciplinary	2	100%						
Mathematics	2	50%					2	50%
Physics	2	33%	3	50%			1	17%
Sociology	16	89%	1	6%			1	6%

Activities by Majors

Majors	Working		Cont' Ed		Volunteering		Still Looking	
	#	%	#	%	#	%	#	%
Apparel Design	2	100%						
Apparel Merchandising	10	100%						
Applied Human Biology	10	100%						
Applied Mathematics	1	100%						
Biochemistry	3	60%	2	40%				
Biology	6	75%	1	13%			1	13%
Cellular and Molecular Biology	5	100%		0%				
Chemistry	5	56%	3	33%			1	11%
Computer Engineering	2	100%						
Computer Science	12	100%						
Ecology	2	40%			1	20%	2	40%
Electrical Engineering	8	80%					2	20%
Food and Nutritional Sciences	10	67%	2	13%			3	20%
General Engineering	8	80%					2	20%
General Studies	1	100%						
Indiv and Fam Development	7	70%	1	10%			2	20%
Information Systems	1	100%						
Integrated Studies	1	100%						
Interior Design	6	100%						
Interior Design - Merchandising	1	100%						
Mathematics	1	33%					2	67%
Physics	2	33%	3	50%			1	17%
Physiology	13	87%	1	7%			1	7%
Sociology	15	88%	1	6%			1	6%
Urban Studies	1	100%						

<u>Top job functions</u>	<u>Sample of job positions</u>
1. Healthcare Services	- Physical Therapy Aide - Medical Scribe - Dental Sterilization Technician
2. Engineering - Web / Software	- Android Developer - Software Engineer - Systems Engineer
3. Community & Social Services	- Behavioral Specialist - Case Manager - Crisis Intervention Specialist
4. Education / Teaching / Training	- Child Care Provider - Mathematics Teacher

Top employers

1. Nordstrom (4)

NORDSTROM

2. Seattle Pacific University (3)



3. Amazon (3)



4. Seattle Children's (3)



6. UW Medical Center (2)

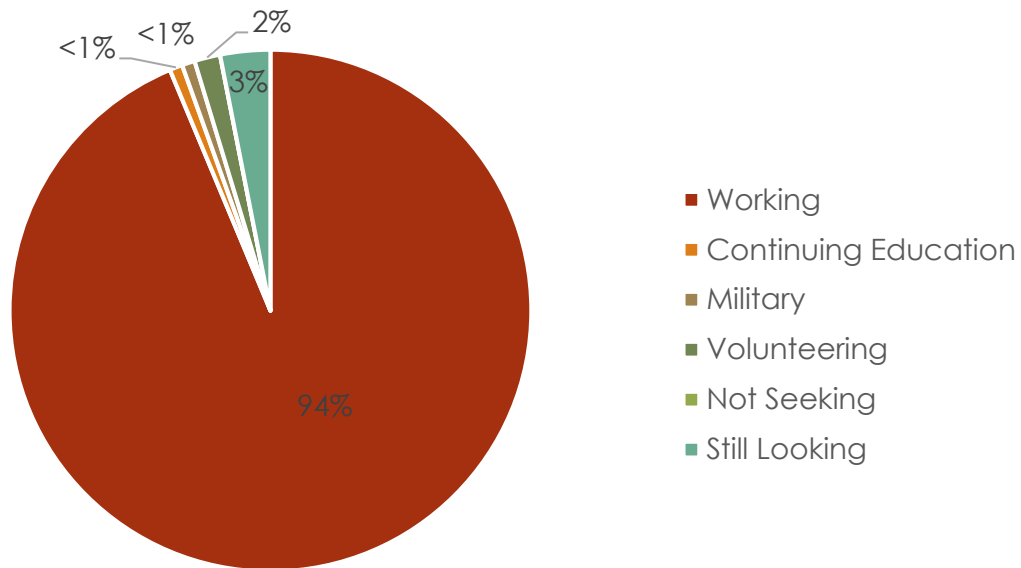
7. Eddie Bauer (2)



School of Business, Government, and Economics

Career Outcome Rate – 97%

Average salary - \$41663 (Based on 39 responses)



Activity	Count	Percentage
Working	120	94%
Continuing Education	1	<1%
Military	1	<1%
Volunteering	2	2%
Not Seeking		
Still Looking	4	3%

Activities by Majors

Majors	Working		Cont' Ed		Military		Volunteering		Still Looking	
	#	%	#	%	#	%	#	%	#	%
Accounting	15	94%	1	6%						
Business Administration	52	93%			1	2%	1	2%	2	4%
Economics	21	95%							1	5%
Global Development Studies	7	100%								
Political Science	25	93%					1	4%	1	4%

<u>Top job functions</u>	<u>Sample job positions</u>
1. Accounting	- Tax Associate - Accounting Specialist - Audit Associate
2. Administration	- Administration Coordinator - Legal Administrative Specialist
3. Data & Analytics	- Business Analyst - Brand Protection Analyst
4. General Management	- Manager

Top employers

1. Moss Adams LLP (4)



2. Amazon (3)



3. Peterson Sullivan LLP (3)



4. Nordstrom (2)

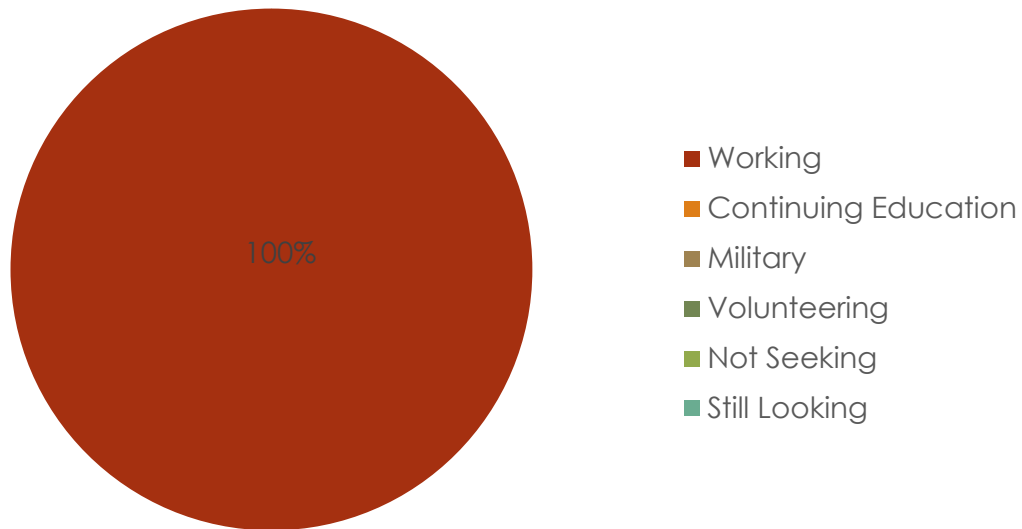
NORDSTROM



School of Education

Career Outcome Rate – 100%

Average salary - \$37900 (Based on 3 responses)



Activity	Count	Percentage
Working	4	100%
Continuing Education		
Military		
Volunteering		
Not Seeking		
Still Looking		

Activities by Majors

Majors	Working		Cont' Ed		Military		Volunteering		Still Looking	
	#	%	#	%	#	%	#	%	#	%
Special Education	4	100%								

<u>Top job functions</u>	<u>Sample job positions</u>
1. Education / Teaching / Training	- Special Education Teacher - Summer School Teacher

Employers

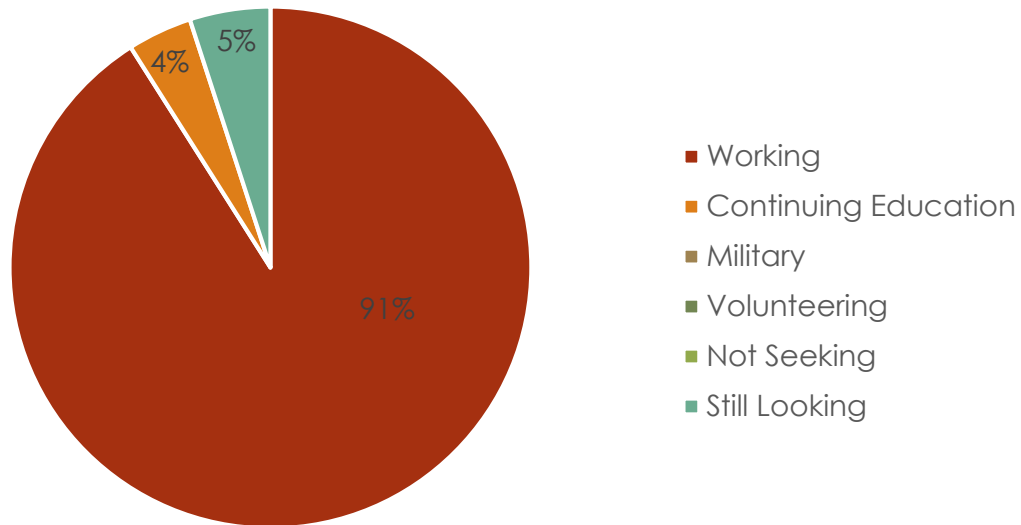
- Seattle Public Schools
- Seattle Parks

- Placentia-Yorba Linda Unified School District
- Sutter County Superintendent of Schools

School of Health Sciences

Career Outcome Rate – 95%

Average salary - \$60686 (Based on 26 responses)



Activity	Count	Percentage
Working	70	91%
Continuing Education	3	4%
Military		
Volunteering		
Not Seeking		
Still Looking	4	5%

Activities by Majors

Majors	Working		Cont' Ed		Military		Volunteering		Still Looking	
	#	%	#	%	#	%	#	%	#	%
Exercise Science	17	89%	1	5%					1	5%
Health and Fitness Education			1	100%						
Nursing	53	93%	1	2%					3	5%

<u>Top job functions</u>	<u>Sample job positions</u>
1. Healthcare Services	- Registered Nurse UW Medicine
2. Education / Teaching / Training	- Fitness Instructor UNIVERSITY OF WASHINGTON MEDICAL CENTER - Personal Trainer

Top employers

1. UW Medical Center (11)

2. Seattle Children's (10)



Seattle Children's
HOSPITAL • RESEARCH • FOUNDATION

3. Swedish Medical Group (5)



SWEDISH
MEDICAL CENTER

4. Harborview Medical Center (4)

HARBORVIEW
MEDICAL
CENTER

UW Medicine

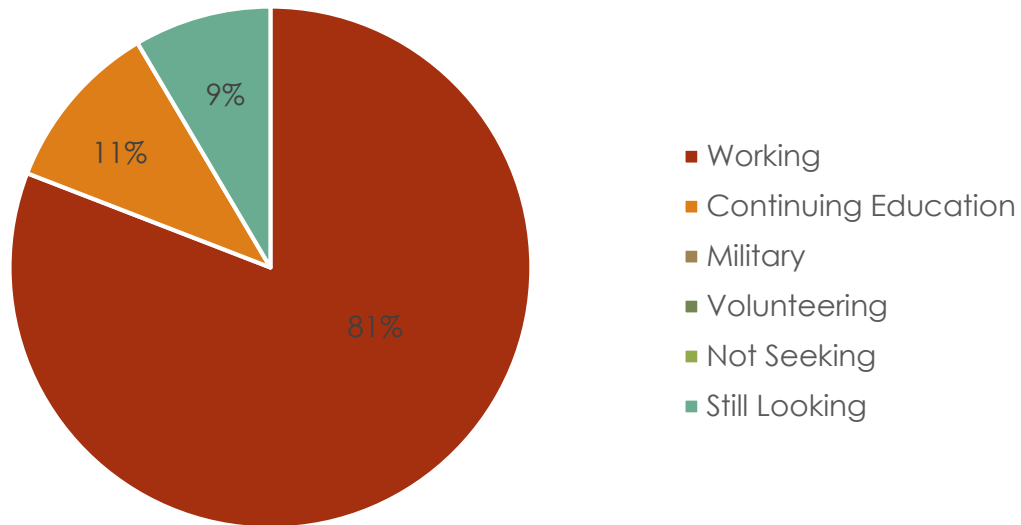


Virginia MasonTM

School of Psychology, Family & Community

Career Outcome Rate – 94%

Average salary - \$36608 (Based on 6 responses)



Activity	Count	Percentage
Working	38	81%
Continuing Education	5	11%
Military		
Volunteering		
Not Seeking		
Still Looking	4	9%

Activities by Majors

Majors	Working		Cont' Ed		Military		Volunteering		Still Looking	
	#	%	#	%	#	%	#	%	#	%
Psychology	38	81%	5	11%					4	9%

<u>Top job functions</u>	<u>Sample job positions</u>
1. Counseling	- Pediatric Mental Health Assistant - Psychiatric Mental Health Specialist
2. Education / Teaching / Training	- Instructor - Support Teacher
3. Healthcare Services	- Registered behavior technician

Top employers

1. Seattle Children's (5)



2. Seattle Pacific University (3)



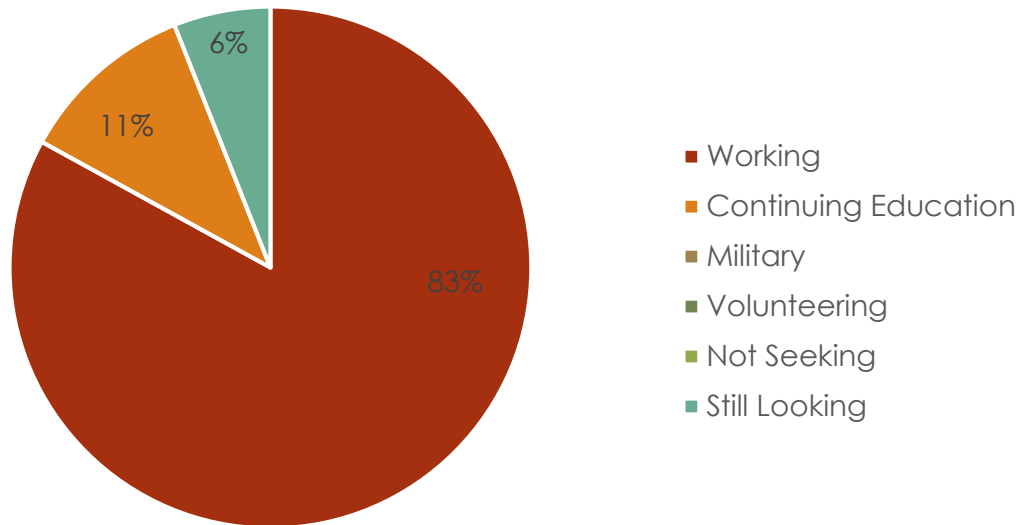
3. Starbucks (3)



School of Theology

Career Outcome Rate – 94%

Average salary - \$23660 (Based on 5 responses)



Activity	Count	Percentage
Working	15	83%
Continuing Education	2	11%
Military		
Volunteering		
Not Seeking		
Still Looking	1	6%

Activities by Majors

Majors	Working		Cont' Ed		Military		Volunteering		Still Looking	
	#	%	#	%	#	%	#	%	#	%
Christian Theology	15	83%	2	11%					1	6%

Top employers

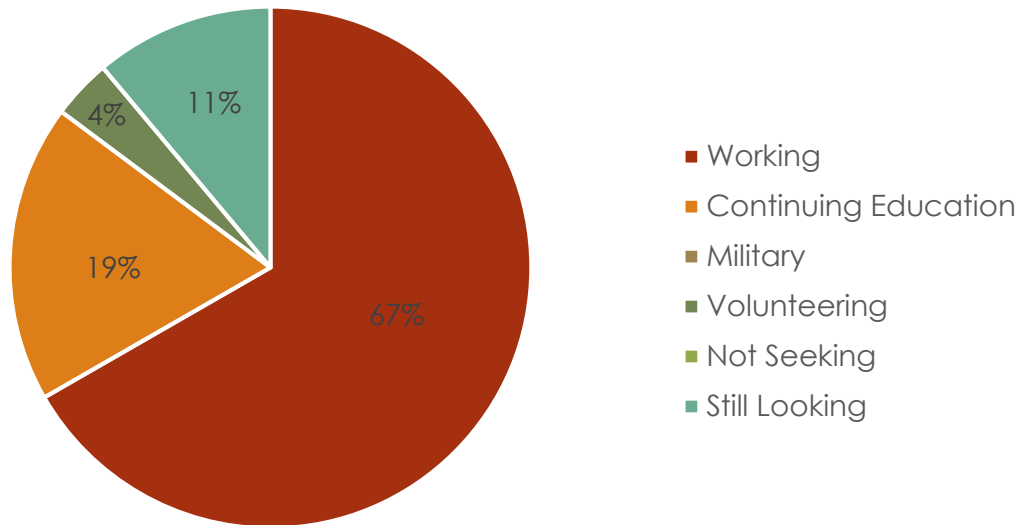
1. Church (6)

- Bethany Community Church
- First Free Methodist Church
- New Community Church
- Northminster Presbyterian Church
- ...

Interdisciplinary Programs

Career Outcome Rate – 94%

Average salary - \$50500 (Based on 2 responses)



Activity	Count	Percentage
Working	18	67%
Continuing Education	5	19%
Military		
Volunteering	1	4%
Not Seeking		
Still Looking	3	11%

Activities by Majors

Majors	Working		Cont' Ed		Military		Volunteering		Still Looking	
	#	%	#	%	#	%	#	%	#	%
General Studies	7	88%	1	13%						
Integrated Studies	10	56%	4	22%			1	6%	3	17%
Student-Designed	1	100%								

<u>Top job functions</u>	<u>Sample job positions</u>
2. Education / Teaching / Training	<ul style="list-style-type: none"> - Teacher - Program Specialist - College and Career Coach

Top employers

1. School/School District (4)

- Bancroft Community School
- Lake Washington School District
- Mukilteo School District
- UCiC School and Learning Center

2. Seattle Pacific University (2)



Mukilteo School District